




Portal > Knowledgebase > Service Provider > Azure > How To: Spin up the previous (older) version of ScaleArc image in Azure


How To: Spin up the previous (older) version of ScaleArc image in Azure

Arun Sangameswaran - 2017-11-15 - 0 Comments - in Internal ONLY



How To: Spin up the previous (older) version of ScaleArc image in Azure

Release	Classification	Level	OS Platform	Category
All	None N1		All	Image



QUESTION

How to spin up the previous version of ScaleArc in Azure as the Marketplace only offers the

current GA version?

ANSWER


Previous (older) version of ScaleArc is still available under images and can be accessed

from the Azure portal as shown below -




Login to Azure Portal --> <https://portal.azure.com/> with your login credentials

Go to 'Images' as shown [There might be a need to search it under 'More services']



All the relevant images for the previous version are presented here



Click on the image from which you need to launch a VM and hit 'Create VM' as shown -




If you are experiencing issues with ScaleArc or with any of its features, please contact ScaleArc Support. We are available 24x7 by phone at 855 800 7225 or +1 408 412 7315.

For general support inquiries, you can also e-mail us at support@scalearc.com.

Copyright ©2017
Catalytic, Inc. All rights
reserved. Contact
Catalytic at
1000 Terman
Drive, Santa Clara, CA
95051
Email: info@catalytic.com

Permalink:
<https://support.scalearc.com/kb/articles/4453>



Tags

Azure

azure images

azure vm

images

old azure image

old scalearc image

