





Portal > Knowledgebase > Getting Started > Configuration > How to Force delink HA in ScaleArc v3.11.0.2 and later (Pacemaker based HA)?

How to Force delink HA in ScaleArc v3.11.0.2 and later
(Pacemaker based HA)?

Abhijit Dhumal - 2017-10-03 - 0 Comments - in Configuration



This is a standard KB template for issue



OBJECTIVE

How to Force delink HA in ScaleArc v3.11.0.2 and later (Pacemaker based HA)?

PROCEDURE

If we need to force delink HA in the ScaleArc versions after (Pacemaker based HA), we can use the

delink_ha_pair.py script.

This can be useful when the secondary node has become not reachable and we are not allowed to delink

from ScaleArc UI.

Usage: /opt/idb/utis/scripts/delink_ha_pair.py <secondary flag(True/False)>


<force_delink_flag(True/False)>

To Delink a unrechable secondary use the command as follows:



```
> python /opt/idb/utis/scripts/delink_ha_pair.py True True
```


If you are experiencing issues with ScaleArc or with any of its features, please contact ScaleArc Support. We are available 24x7 by phone at 855 800 7225 or +1 408 412 7315.

For general support inquiries, you can also e-mail us at support@scalearc.com.



Permalink:
<https://support.scalearc.com/kb/articles/4429>



Tags

force delink HA

scalearc internal

