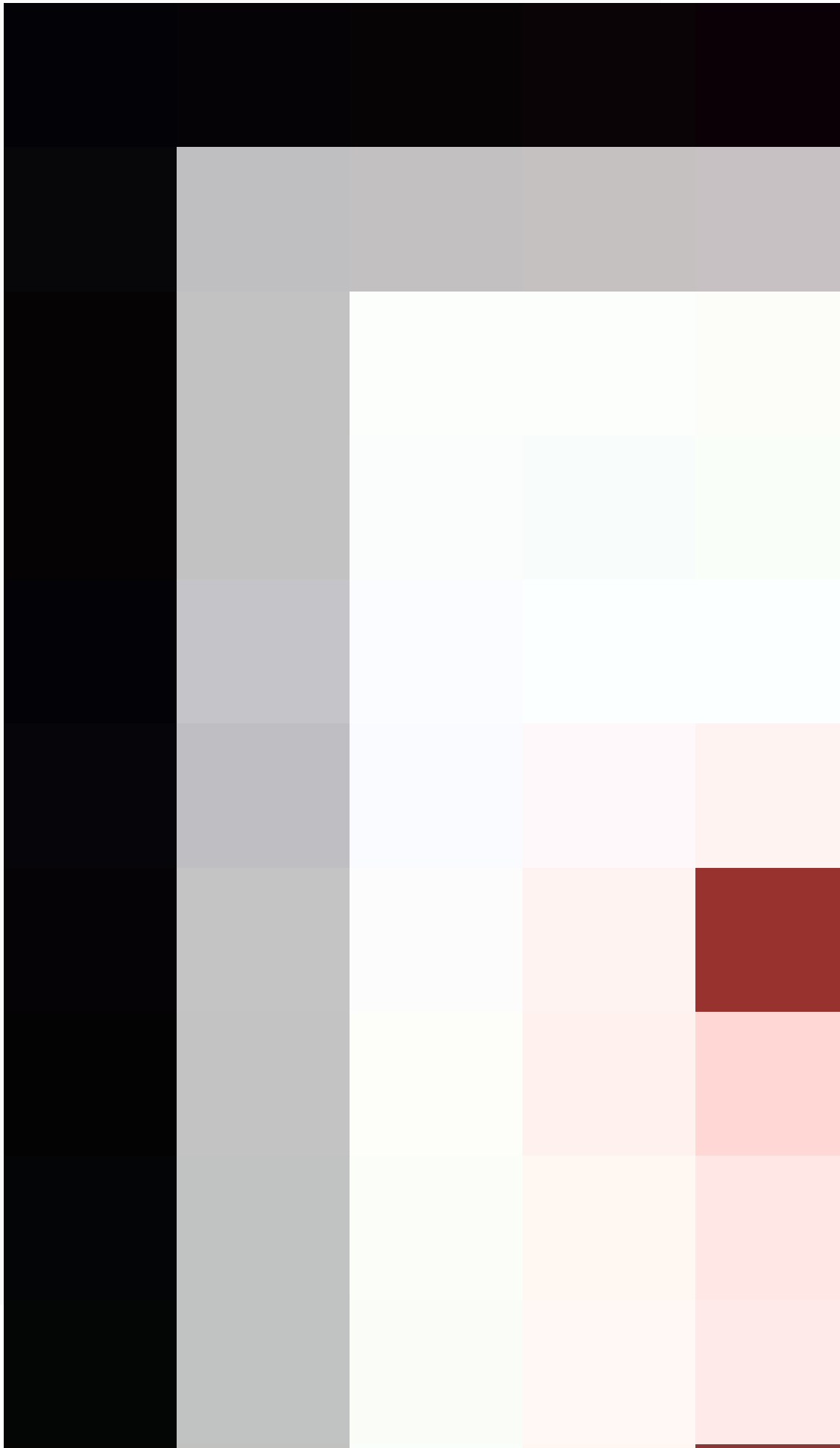
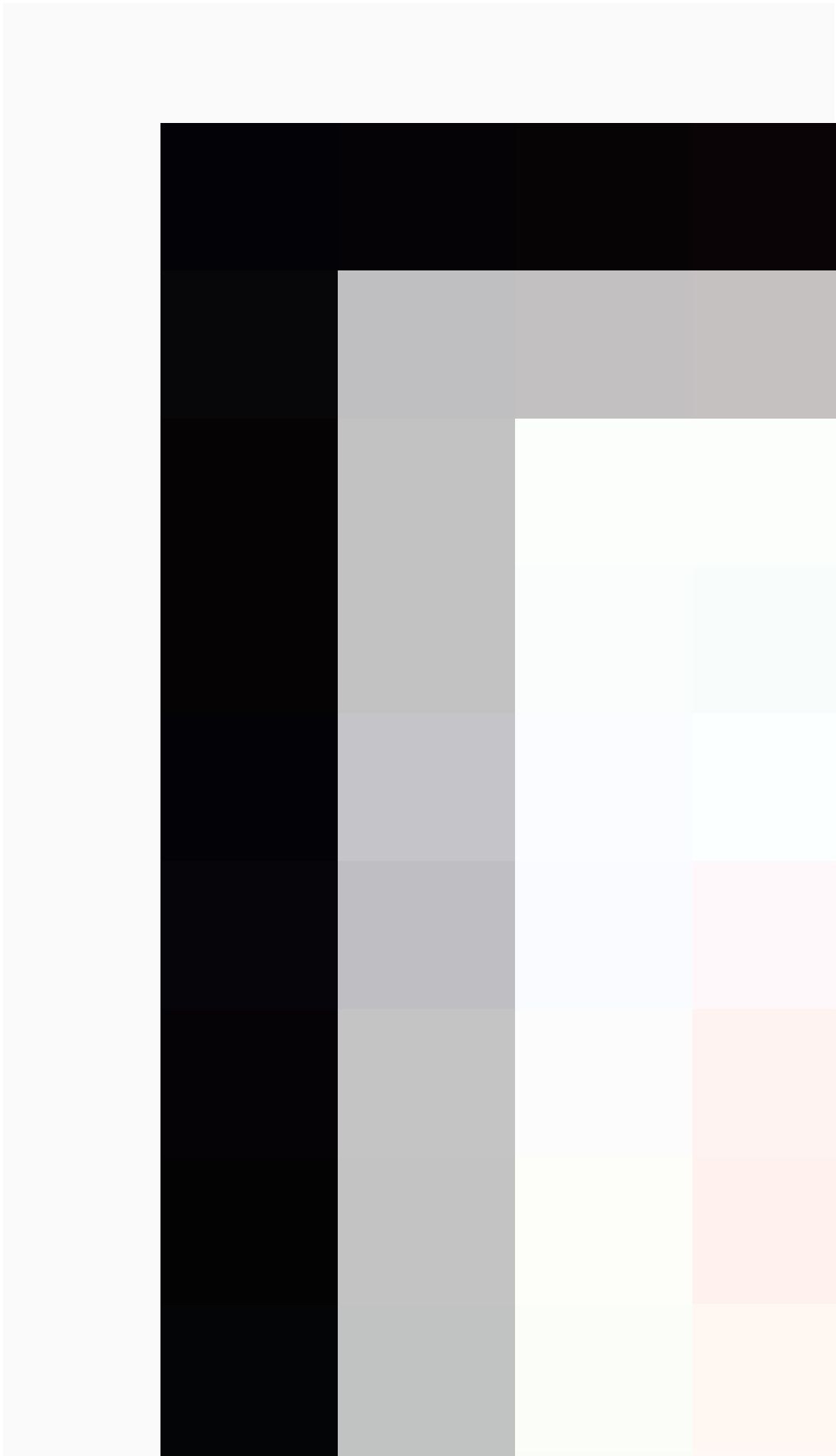





Portal > Knowledgebase > Databases > How to extract data regarding fetched Stored Procedures from ScaleArc Logs

How to extract data regarding fetched Stored Procedures from ScaleArc Logs

Sanjay More - 2017-05-29 - 0 Comments - in Databases

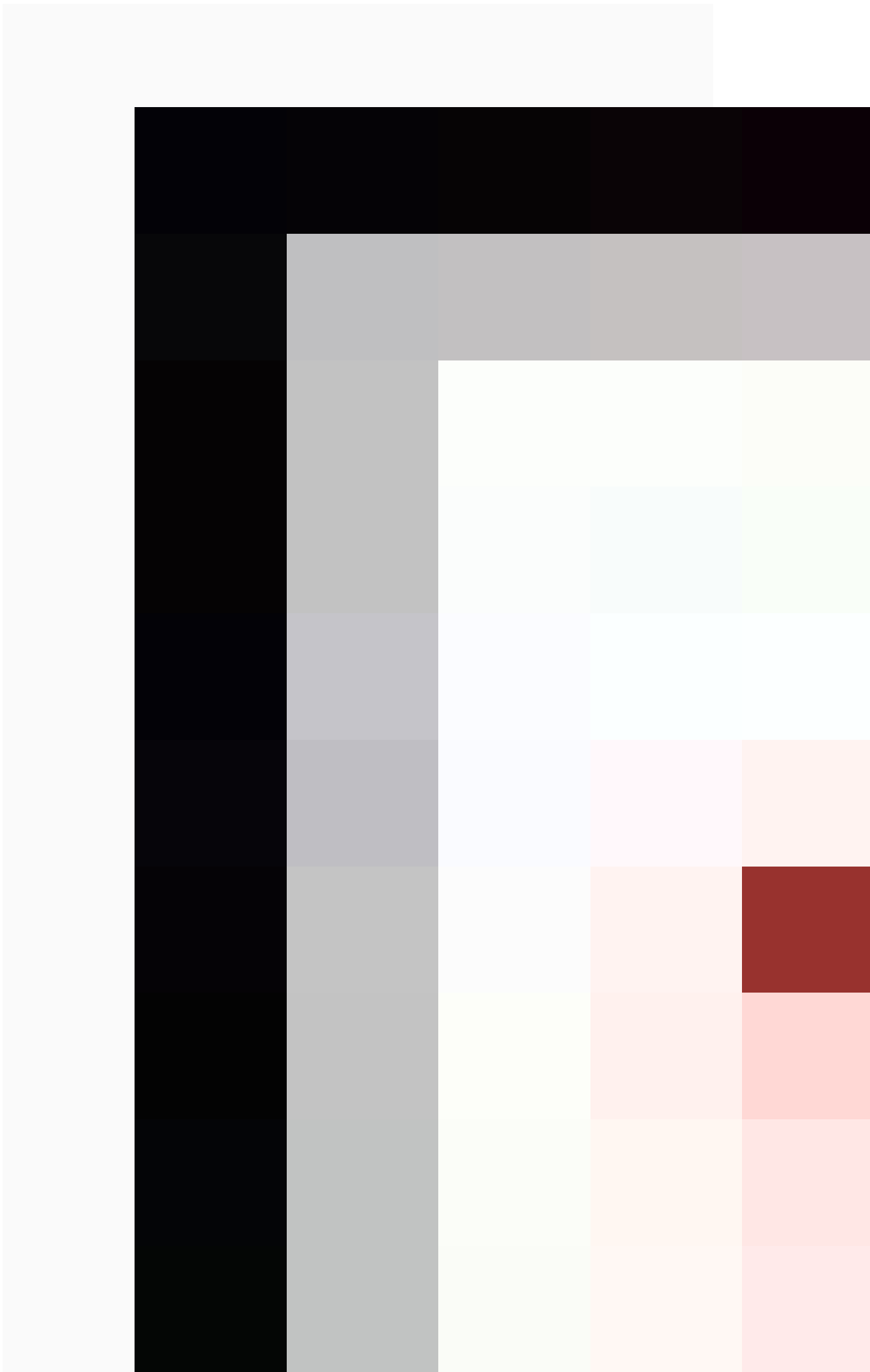




1. Log into ScaleArc console using ssh.

2. change to /logs/<date>

3. To list all records for fetched Stored Procedures when you hit the "List Stored Procedure"



```
4. $ cat idb.uilog.<date><hour> | grep -a "List of Stored procedures for selected DB" | awk
```



```
-F [" '{print $2}'
```

e.g. `$ cat idb.uilog.2017052916 | grep -a "List of Stored procedures for selected DB" | awk -F`

```
"[" '{print $2}'
```


above command gave following result

```
{"sp_name":"AsyncSample","dbname":"mysql","sp_type":1,"sp_object_id":  
"AsyncSample"}, {"sp_name":"dorepeat","dbname":"mysql","sp_type":0,"sp  
_object_id":"dorepeat"}], "total":2, "apiTimeTaken":4}}
```



Look for ..

"sp_name": "AsyncSample"

"sp_type":1

"sp_type":0 >> Read Only

"sp_type":1 >> Read/Write



If you are experiencing issues with ScaleArc or with any of its features, please contact ScaleArc Support. We are available 24x7 by phone at 855 800 7225 or +1 408 412

For general support inquiries, you can also e-mail us at support@scalearc.com.

Copyright ©2014 ScalaArc,
Inc. All rights
reserved. Contact
support | Contact
ScalaArc | Feedback
2162 Taiman Drive Santa
Clara, CA 95054
Email: support@scalawave.com

Permalink:
<https://support.scalearc.com/kb/articles/4327>